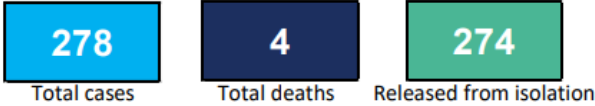




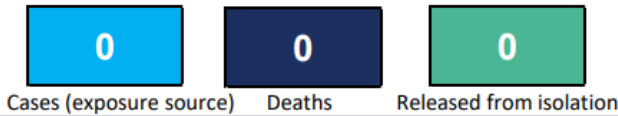
HUNTER NEW ENGLAND COVID-19 SNAPSHOT

Week ending Sunday 7th June 2020

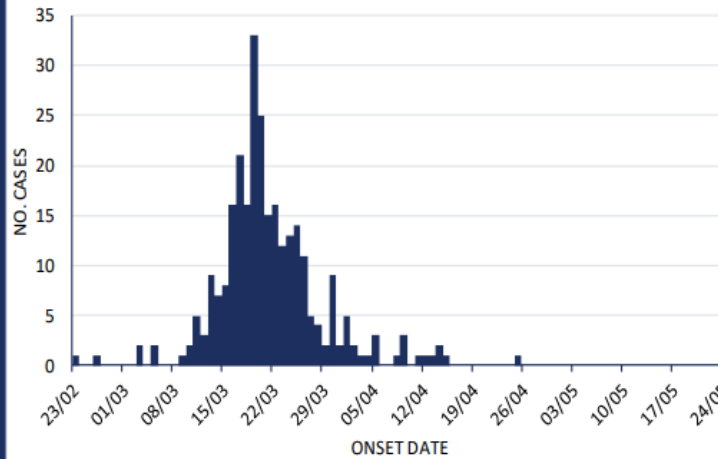
CONFIRMED CASE DETAILS - TOTAL



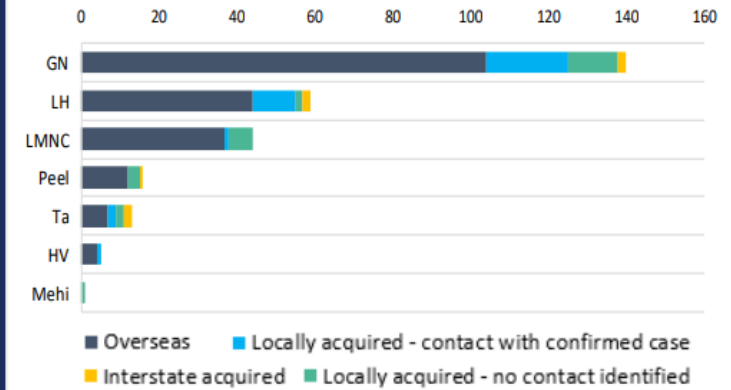
CONFIRMED CASE DETAILS - LAST 7 DAYS



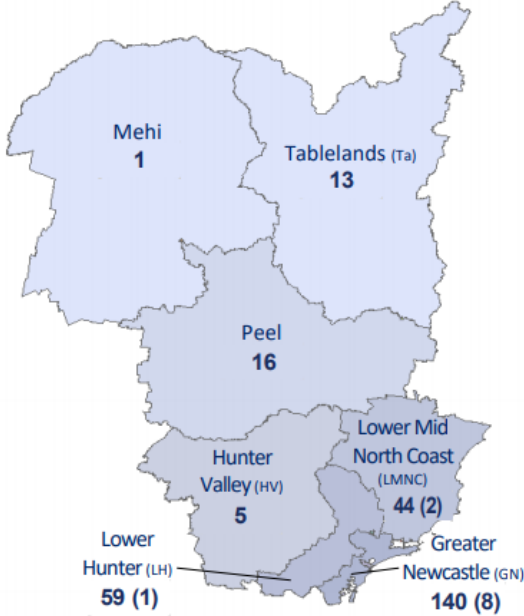
COVID-19 CASES BY DAY



CASES BY SOURCE OF EXPOSURE

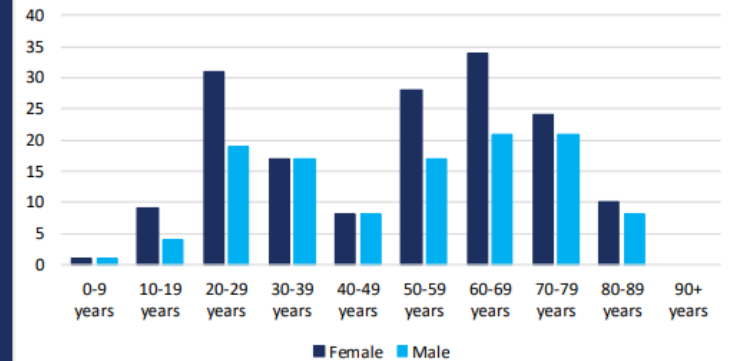


TOTAL CONFIRMED CASES BY SECTOR (Aboriginal and Torres Strait Islander cases)



| | | | | | | | |
|-------------------|---------------|----------------------------------|--------------|-------------|-------------|-----------|-------------|
| TOTAL TESTED | 67,802 | POSITIVE | 0.41% | | | | |
| TESTS PER 100,000 | 7255 | FEVER CLINIC TESTS (LAST 7 DAYS) | 4123 | | | | |
| | GN | LH | HV | LMNC | Peel | Ta | Mehi |
| TOTAL TESTED | 36,720 | 10602 | 3008 | 4931 | 6666 | 4447 | 1428 |
| LAST 7 DAYS | 3740 | 1540 | 328 | 414 | 482 | 489 | 154 |
| TESTS PER 100,000 | 8253 | 6859 | 5569 | 5255 | 7728 | 6431 | 4498 |

CASES BY AGE GROUP AND SEX



TOTAL PUBLIC HOSPITAL ADMISSIONS

| | | |
|----------------------|----------------------|------------------------|
| NON-ICU INPATIENT | ICU INPATIENT | COVID CARE IN THE HOME |
| 32 | 12 | 44 |
| 5.5 (2-47) | 7.5 (3-46) | 11.5 (3-35) |
| N LOS MEDIAN (RANGE) | N LOS MEDIAN (RANGE) | N LOS MEDIAN (RANGE) |

ABORIGINAL & TORRES STRAIT ISLANDER CASES

| | | | |
|-----------------------|-------------|-------------|--|
| | TOTAL | LAST 7 DAYS | |
| CONFIRMED CASES | 11 | 0 | |
| TESTED AT HNE CLINICS | 1666 | 194 | |

*LOS = Length of stay; All counts are cumulative